

### Institutional Characteristics 2023-24

Institution: University of Colorado Colorado Springs (126580)

User ID: P126580A

#### Overview

##### Institutional Characteristics Overview

Welcome to the Institutional Characteristics (IC) survey component. This component collects important information about your institution's student services and student charges. Answer questions about services and costs for the 2023-24 academic year unless instructed to report for a different period.

Much of the data reported on IC appear on College Navigator, which is updated once after IC data have been reviewed. Thus, errors may stay on College Navigator for a full year.

Additionally, the cost of attendance data are used to calculate the net price of attendance in the Student Financial Aid component. This has important implications for what students see about your institution, and also for the College Affordability and Transparency Center's lists. **Revisions or changes to costs can ONLY be made in the Student Financial Aid component and not in the prior year revision system.**

Remember, it is the responsibility of the keyholder to submit accurate data about the institution. Please contact the IPEDS Help Desk for clarifications to make sure that you are reporting correctly.

##### Data Reporting Reminder:

- Report data to accurately reflect the time period corresponding with the IPEDS survey component, even if such reporting is seemingly inconsistent with prior-year reporting.

##### Changes in reporting:

The following changes were made for the 2023-24 collection:

- Removed temporary guidance in response to Coronavirus Pandemic
- Rephrased "room and board" terminology in survey materials to "food and housing," including Glossary terms
- Rephrased "remedial education" terminology in survey materials to "developmental education," including Glossary terms
- Removed parenthetical references to "4 weeks" and/or "4.33 weeks" for text to read "1 month"
- Added FAQ regarding including incarcerated students in reporting
- Updated FAQ regarding experimental site participants
- Added FAQ #4 and #5 regarding the expenses included in cost of attendance section
- Removed the dual enrollment option for Part B, Question 1

##### Common Errors

Quality control reviews of past IC data indicate frequently made errors. Please review the common errors below to ensure accurate reporting.

- Part C, question 8 should only be marked 'YES' if your institution is **EXCLUSIVELY** distance education. Do not mark 'YES' if your courses/programs are also available in person.
- Do not try to outsmart fatal errors; this is falsifying data. Contact the Help Desk to override, or fix, the data.
- Make sure you understand ALL definitions before responding to questions. For example, make sure that you are reporting for an 'ACADEMIC YEAR' or 'PROGRAM' as defined by IPEDS.

##### Resources:


- To download the survey materials for this component: [Survey Materials](#)
- To access your prior year data submission for this component: [Reported Data](#)

If you have questions about completing this survey, please contact the IPEDS Help Desk at 1-877-225-2568.

Part A - Services and Programs for Servicemembers and Veterans

1. Which of the following are available to veterans, military servicemembers, or their families?

- ☒ Yellow Ribbon Program (officially known as Post-9/11 GI Bill, Yellow Ribbon Program)
- ☒ Credit for military training
- ☒ Dedicated point of contact for support services for veterans, military servicemembers, and their families
- ☒ Recognized student veteran organization
- ☒ Member of Department of Defense Voluntary Educational Partnership Memorandum of Understanding
- ☐ None of the above

 You may use the box below to provide additional context for the data you have reported above. Context notes will be posted on the College Navigator website. Therefore, you should write all context notes using proper grammar (e.g., complete sentences with punctuation) and common language that can be easily understood by students and parents (e.g., spell out acronyms).

Part B - Student Services - Special Learning Opportunities

1. Does your institution accept any of the following? [Check all that apply]

- ☒ Credit for life experiences
- ☒ Advanced placement (AP) credits
- ☐ None of the above

2. What types of special learning opportunities are offered by your institution? [Check all that apply]

- ☒ ROTC
  - ☒ Army
  - ☐ Navy
  - ☐ Marine option
  - ☒ Air Force
- ☒ Study abroad
- ☒ Weekend/evening courses or programs
- ☒ Undergraduate research (co-curricula)
- ☒ **Teacher certification** (for the elementary, middle school/junior high, or secondary level)  
Do not include certifications to teach at the postsecondary level.
  - ☒ Students can complete their preparation in certain areas of specialization
  - ☐ Students must complete their preparation at another institution for certain areas of specialization
  - ☒ This institution is approved by the state for the initial certification or licensure of teachers
- ☐ Comprehensive transition and postsecondary program for students with intellectual disabilities
- ☐ None of the above

3. If your institution grants a bachelor's degree or higher but does not offer a full 4-year program of study at the undergraduate level, how many years of completed college-level work are required for entrance?

Number of years

Select One

Part B - Student Services: Other Student Services

4. Which of the following selected student services are offered by your institution? [Check all that apply]

- ☒ Academic/career [counseling services](#)
- ☒ [Employment services for current students](#)
- ☒ [Placement services for program completers](#)
- ☒ On-campus dependent care
- ☐ None of the above

5. Which of the following [academic library](#) resources or services does your institution provide? [Check all that apply]

- ☒ Physical facilities
- ☒ ⓘ An organized collection of printed materials
- ☒ Access to Digital/electronic resources ([databases](#), [e-books](#), [e-media](#), and [e-serials](#))
- ☒ ⓘ A staff trained to provide and interpret library materials
- ☒ Established library hours
- ☒ ⓘ Access to library collections shared with other institutions
- ☐ None of the above

6a. Indicate whether or not any of the following alternative tuition plans are offered by your institution.


- ☐ No
- ☒ Yes [Check all that apply]
  - ☐ [Tuition guarantee](#)
  - ☐ [Prepaid tuition plan](#)
  - ☒ [Tuition payment plan](#)
  - ☐ Other (specify in box below)

...

6b. Indicate whether or not your institution participates in a [Promise program](#).

- ☒ No
- ☐ Yes

...

 You may use the box below to provide additional context for the data you have reported above. Context notes will be posted on the College Navigator website. Therefore, you should write all context notes using proper grammar (e.g., complete sentences with punctuation) and common language that can be easily understood by students and parents (e.g., spell out acronyms).

Part B - Student Services - Distance Education

7. Please indicate at what level(s) your institution does or does not offer distance education courses and/or distance education programs. Check all that apply.

	Distance education courses	Distance education programs	Does not offer Distance Education
Undergraduate level	<input checked="" type="checkbox"/>	<input checked="" type="checkbox"/>	<input type="checkbox"/>
Graduate level	<input checked="" type="checkbox"/>	<input checked="" type="checkbox"/>	<input type="checkbox"/>

8. Are all the programs at your institution offered exclusively via distance education programs?

- ☒ No
- ☐ Yes


Part B - Student Services: Disability Services

9. Please indicate the percentage of all undergraduate students enrolled during Fall 2022 who were formally registered as students with disabilities with the institution's office of disability services (or the equivalent office).

- ☐ 3 percent or less
- ☒ More than 3 percent: (enter up to 2 decimal places) 

7.62

 %

 You may use the box below to provide additional context for the data you have reported above. Context notes will be posted on the College Navigator website. Therefore, you should write all context notes using proper grammar (e.g., complete sentences with punctuation) and common language that can be easily understood by students and parents (e.g., spell out acronyms).

## Part C - Student Charges Questions

**1. Are all full-time, first-time degree/certificate-seeking students required to live on campus or in institutionally controlled housing?**

If you answer **Yes** to this question, you will not be asked to report off-campus food and housing in the price of attendance (C11).

This is only a screening question, and your response does not show up on College Navigator.

If you make any exceptions to this rule, and have even one full-time, first-time student living off-campus, please answer **No** so that this does not cause conflicts with the Student Financial Aid survey. Making changes to the SFA component is very difficult and may lead to inaccurate reporting for your institution.

- ☒ No  
☐ Yes, and we do not make **ANY** (even one) exceptions to this rule

**2. Does your institution charge different tuition for in-district, in-state, or out-of-state students?**

If you answer **Yes** to this question, you will be expected to report tuition amounts for in-district, in-state, and out-of-state students.

Please only select **Yes** if you really charge different tuition rates, or you will be reporting the same numbers 3 times.

- ☐ No  
☒ Yes, please check all tuition rates charged by your institution
- ☐ In-district
  - ☒ In-state
  - ☒ Out-of-state

**3. Does your institution offer institutionally-controlled housing (on-campus and/or off-campus)?**

If you answer **Yes** to this question, you will be expected to specify a housing capacity, and to report a housing charge or a combined food and housing charge (C10).

- ☐ No  
☒ Yes
- Specify housing capacity for academic year 2023-24
- 

**4. Do you offer food or meal plans to your students?**

If you answer **Yes** to this question, you will be expected to report a food charge or combined food and housing charge (C10).

- ☐ No  
☐ Yes - Enter the number of meals per week for the meal plan with the largest number of meals available
- 
- ☒ Yes - Number of meals per week can vary (e.g., students charge meals against a meal card)

Part C - Undergraduate Student Charges

If the institution charges an application fee, indicate the amount.

	Amount	Prior year
Undergraduate application fee	50	50

5. Charges to full-time undergraduate students for the full academic year 2023-24

Please be sure to report an average tuition that includes all students at all levels (1st year, 2nd year, etc.).


	In-district	Prior year	In-state	Prior year	Out-of-state	Prior year
All full-time undergraduate students						
Average tuition	8,738	10,990	8,738	10,990	22,255	20,906
Required fees	1,700	1,390	1,700	1,390	1,700	1,426

6. Per credit hour charge for part-time undergraduate students

Please be sure to report an average per credit tuition that includes all students at all levels (1st year, 2nd year, etc.).

Do not include fees.

	In-district	Prior year	In-state	Prior year	Out-of-state	Prior year
Per credit hour charge	493	448	493	448	935	843

 You may use the box below to provide additional context for the data you have reported above. Context notes will be posted on the College Navigator website. Therefore, you should write all context notes using proper grammar (e.g., complete sentences with punctuation) and common language that can be easily understood by students and parents (e.g., spell out acronyms).



Part C - Graduate Student Charges

If the institution charges an application fee, indicate the amount.

	Amount	Prior year
Graduate application fee	60	60

Please do not include tuition for Doctor's Degree – Professional Practice programs. Data for those programs are collected separately.

7. Charges to full-time graduate students for the full academic year 2023-24

Please be sure to report an average tuition that includes all students at all levels (1st year, 2nd year, etc.).

	In-district	Prior year	In-state	Prior year	Out-of-state	Prior year
Average tuition	14,703	14,560	14,703	14,560	25,644	28,330
Required fees	428	0	428	0	428	0

8. Per credit hour charge for part-time graduate students

Please be sure to report an average per credit tuition that includes all graduate students (NOT doctor's degree-professional practice students).



Do not include fees.


	In-district	Prior year	In-state	Prior year	Out-of-state	Prior year
Per credit hour charge	817	771	817	771	1,425	1,214

Part C - Student Charges - Food and Housing

10. What are the typical food and housing charges for a student for the full academic year 2023-24?

If your institution offers food and housing at no charge to students, enter zero.  
If you report food and housing separately, leave the combined charge blank. If you report a combined charge, leave the food and housing charges blank.

Food and Housing charges	Amount	Prior year
 Housing charge (Double occupancy)	<div>N/A</div>	
 Food charge (Maximum plan)	<div>N/A</div>	
Combined food and housing charge (Answer only if you CANNOT separate food and housing charges.)	<div>12,278</div>	11,798

 You may use the box below to provide additional context for the data you have reported above. Context notes will be posted on the College Navigator website. Therefore, you should write all context notes using proper grammar (e.g., complete sentences with punctuation) and common language that can be easily understood by students and parents (e.g., spell out acronyms).

Part C - Student Charges - Cost of Attendance

11. Cost of attendance for full-time, first-time undergraduate students:

These numbers are carried forward to the Student Financial Aid and used in net price calculations. Please enter the amounts requested below for each Cost of Attendance (COA) category. These data will be made available to the public on College Navigator. You must complete all information if your institution participates in any Title IV financial aid programs (e.g., Federal Pell Grant, Federal Direct Loans). Books and supplies, food and housing, and other expenses cost estimates are those reported to the U.S. Department of Education and used by the financial aid office to determine financial need. Please work with the financial aid office at your institution to make sure the values reported are correct.

- Notes:
- If your institution offers housing but does not offer food or meal plans, refer to your institution's COA budgets to report an estimate of how much students would spend on food.
  - Similarly, if your institution offers food or meal plans but does not offer housing, refer to your institution's COA budgets to report an estimate of how much students would spend on housing.

❗ If the 2023-24 tuition and/or fees as reported on this page for full-time, first-time students are covered by a tuition guarantee program, check the applicable box(es) under 'Tuition Guarantee'. Additionally, please indicate the maximum % increase that is guaranteed. *These numbers are expected to be fairly small. Please contact the Help Desk if you are confused about these values and how to report them.*

Charges for full academic year	2020-21	2021-22	2022-23	2023-24		
Published <u>tuition</u> and <u>required fees</u> :					<div><div>❗ Tuition Guarantee</div><div>(check only if applicable to entering students in 2023-24)</div></div>	Guaranteed increase %
<u>In-district</u>						
Tuition	7,120	7,296	7,632	<div>8,012</div>	<input type="checkbox"/>	<div></div>
Required fees	1,460	1,470	1,497	<div>1,700</div>	<input type="checkbox"/>	<div></div>
Tuition + fees total	8,580	8,766	9,129	9,712		
<u>In-state</u>						
Tuition	7,120	7,296	7,632	<div>8,012</div>	<input type="checkbox"/>	<div></div>
Required fees	1,460	1,470	1,497	<div>1,700</div>	<input type="checkbox"/>	<div></div>
Tuition + fees total	8,580	8,766	9,129	9,712		
<u>Out-of-state</u>						
Tuition	18,760	19,752	20,544	<div>18,792<input checked="" type="checkbox"/></div>	<input type="checkbox"/>	<div></div>
Required fees	1,460	1,470	1,497	<div>1,700</div>	<input type="checkbox"/>	<div></div>
Tuition + fees total	20,220	21,222	22,041	20,492		
<u>Books and supplies</u>	1,800	1,800	1,800	<div>1,400</div>		
On-campus:						
<u>Food and Housing</u>	10,920	10,920	11,400	<div>12,278</div>		
<u>Other expenses</u>	4,660	4,660	4,660	<div>4,800</div>		
Food and housing and other expenses	15,580	15,580	16,060	17,078		
<u>Off-campus (not with family):</u>						
<u>Food and Housing</u>	11,080	11,080	11,800	<div>13,500</div>		
<u>Other expenses</u>	4,660	4,660	4,660	<div>4,800</div>		
Food and housing and other expenses	15,740	15,740	16,460	18,300		
<u>Off-campus (with family):</u>						
<u>Other expenses</u>	4,660	4,660	4,660	<div>4,800</div>		

🌐 You may use the box below to provide additional context for the data you have reported above. Context notes will be posted on the College Navigator website. Therefore, you should write all context notes using proper grammar (e.g., complete sentences with punctuation) and common language that can be easily understood by students and parents (e.g., spell out acronyms).

- ☐ Non-applicable
- ☐ The Cost of Attendance varies by program.
- ☐ The Cost of Attendance or tuition and fee methodology changed from last year.
- ☐ We allow special Cost of Attendance allowance additions for some programs and student categories.
- ☐ Cost of Attendance updates are based on a recent (prior or current year) cost survey.
- ☐ Tuition and fee charges increased/decreased when compared to last year.
- ☐ Tuition and fees, and/or Cost of Attendance components are the same as last year.
- ☐ Tuition and fees, and Cost of Attendance components vary by campus location.
- ☐ This is a U.S. Service Academy. All costs are covered, and students receive a stipend in exchange for a U.S. Armed Forces service commitment.
- ☐ First-year students must live on campus.
- ☐ The Tuition and Fees includes the estimated cost of a computer required for all students.
- ☐ The Tuition and Fees includes the cost of books and supplies.
- ☐ The Books and Supplies includes the estimated cost of a computer required for all students.
- ☐ The Cost of Attendance (COA) is based on a weighted average of student living arrangement categories while enrolled.

☐ The Cost of Attendance (COA) is based on a weighted average of costs for all students across Title IV eligible programs.

☐ Other

Part D - Athletic Association

1. Is this institution a member of a national athletic association?

- ☐ No
- ☒ Yes - Check all that apply
  - ☒ National Collegiate Athletic Association (NCAA)
  - ☐ National Association of Intercollegiate Athletics (NAIA)
  - ☐ National Junior College Athletic Association (NJCAA)
  - ☐ United States Collegiate Athletic Association (USCAA)
  - ☐ National Christian College Athletic Association (NCCAA)
  - ☐ Other

2. If this institution is a member of the NCAA or NAIA, specify the conference FOR EACH SPORT using the pull-down menu.

Sport	NCAA or NAIA member	Conference
Football	<input checked="" type="radio"/> No <input type="radio"/> Yes-Specify	Select One
Basketball	<input type="radio"/> No <input checked="" type="radio"/> Yes-Specify	Rocky Mountain Athletic Conference
Baseball	<input type="radio"/> No <input checked="" type="radio"/> Yes-Specify	Rocky Mountain Athletic Conference
Cross country and/or track	<input type="radio"/> No <input checked="" type="radio"/> Yes-Specify	Rocky Mountain Athletic Conference

Prepared by

Prepared by

Reporting Reminders:

- The name of the preparer is being collected so that we can follow up with the appropriate person in the event that there are questions concerning the data.
- The Keyholder will be copied on all email correspondence to other preparers.
- The time it took to prepare this component is being collected so that we can continue to improve our estimate of the reporting burden associated with IPEDS.
- Please include in your estimate the time it took for you to review instructions, query and search data sources, complete and review the component, and submit the data through the Data Collection System.
- Thank you for your assistance.

This survey component was prepared by:					
<input checked="" type="radio"/>	Keyholder	<input type="radio"/>	SFA Contact	<input type="radio"/>	HR Contact
<input type="radio"/>	Finance Contact	<input type="radio"/>	Academic Library Contact	<input type="radio"/>	Other
Name:		<input type="text" value="Jenny Russell"/>			
Email:		<input type="text" value="jrussel7@uccs.edu"/>			

How many staff from your institution only were involved in the data collection and reporting process of this survey component?	
<input type="text"/>	Number of Staff (including yourself)

How many hours did you and others from your institution only spend on each of the steps below when responding to this survey component? <i>Exclude the hours spent collecting data for state and other reporting purposes.</i>				
Staff member	Collecting Data Needed	Revising Data to Match IPEDS Requirements	Entering Data	Revising and Locking Data
Your office	<input type="text" value="2.00"/> hours	<input type="text" value="2.00"/> hours	<input type="text" value="1.00"/> hours	<input type="text" value="2.00"/> hours
Other offices	<input type="text"/> hours	<input type="text"/> hours	<input type="text"/> hours	<input type="text"/> hours

Summary

Institutional Characteristics Component Summary

The purpose of this summary is to provide you an opportunity to view some of the data that, when accepted through the IPEDS quality control process, will appear on the [College Navigator](#) website and/or your institution's Data Feedback Report (DFR). In addition, all data reported in IPEDS survey components become publicly available through the [IPEDS Use the Data](#) and appear as aggregated statistics in various Department of Education reports. [College Navigator](#) is updated approximately three months after the data collection period closes and DFRs will be available through the [IPEDS Use the Data](#) and sent to your institution's CEO at the end of 2024.

Please review your data for accuracy. If you have questions about the data displayed below or after reviewing the data reported on the survey screens, please contact the IPEDS Help Desk at: 1-877-225-2568 or [ipedshelp@rti.org](mailto:ipedshelp@rti.org).

GENERAL INFORMATION		
Reporter Type		Academic
Calendar System		Semester
Award Levels Offered		Postsecondary awards, certificates, or diplomas of 300-899 clock hours...
		Postsecondary awards, certificates, or diplomas of at least 900 clock hours but less than 1,800 clock hours...
		Bachelor's degree
		Postbaccalaureate certificate
		Master's degree
		Post-master's certificate
		Doctor's degree - research/scholarship
		Doctor's degree - professional practice
Levels of Enrollment Offered		Full-time Undergraduate
		Full-time First-time, degree/certificate-seeking Undergraduate
		Full-time Graduate (not including doctor's professional)
		Part-time Undergraduate
		Part-time First-time, degree/certificate-seeking Undergraduate
		Part-time Graduate (not including doctor's professional)
System		Doctor's degree - professional practice programs
Part A - Services and Programs for Servicemembers and Veterans		University of Colorado
		Yellow Ribbon Program (officially known as Post-9/11 GI Bill, Yellow Ribbon Program)
		Credit for military training
		Dedicated point of contact for support services for veterans, military servicemembers, and their families
		Recognized student veteran organization
Part B - Student Services		Member of Department of Defense Voluntary Educational Partnership Memorandum of Understanding
Credit Accepted	Credit for life experiences	
	Advanced placement (AP) credits	
Special Learning Opportunities	ROTC : Army   Air Force	
	Study abroad	
	Weekend/evening courses or programs	
	Undergraduate research (co-curricula)	
	Teacher certification (for the elementary, middle school/junior high, or secondary level)	
	Students can complete their preparation in certain areas of specialization	
	This institution is approved by the state for the initial certification or licensure of teachers	
Years of college-level work required for BS/BA program entry	N/A	
Other Student Services	Academic/career counseling services	
	Employment services for current students	
	Placement services for program completers	
	On-campus dependent care	
Academic library resources	Physical facilities	
	An organized collection of printed materials	
	Access to Digital/electronic resources (databases, e-books, e-media, and e-serials)	
	A staff trained to provide and interpret library materials	
	Established library hours	
Distance Education	Access to library collections shared with other institutions	
DE program level(s)		Undergraduate and Graduate
DE course level(s)		Undergraduate and Graduate
Disability Services		More than 3 percent: 7.62%

		PRICING INFORMATION			
Alternative Tuition Plans		Tuition payment plan			
Promise program		No			
Full-time Undergraduate Tuition and Fees					
	Average full-time undergraduate student tuition and fees for academic year 2023-24	Tuition		Fees	
	In-state	8,738		1,700	
	Out-of-state	22,255		1,700	
Full-time Graduate Tuition and Fees					
	Average full-time graduate student tuition and fees for academic year 2023-24	Tuition		Fees	
	In-state	14,703		428	
	Out-of-state	25,644		428	
First-time, Full-time Undergraduate Cost of Attendance					
	Estimated expenses for academic year	2020-21	2021-22	2022-23	2023-24
	Published in-state tuition and fees	8,580	8,766	9,129	9,712

	Published out-of-state tuition and fees	20,220	21,222	22,041	20,492
	Books and supplies	1,800	1,800	1,800	1,400
	On-campus food and housing	10,920	10,920	11,400	12,278
	On-campus other expenses	4,660	4,660	4,660	4,800
	Off-campus food and housing	11,080	11,080	11,800	13,500
	Off-campus other expenses	4,660	4,660	4,660	4,800
	Off-campus with family other expenses	4,660	4,660	4,660	4,800



Edit Report

Institutional Characteristics

Source	Description	Severity	Resolved	Options
Screen: <a href="#">Cost of Attendance</a>				
Screen Entry	The amount entered for tuition on the Part C - Cost of Attendance screen is expected to be within 10% of the amount entered for tuition on the Part C - Undergraduate Student Charges screen. Please correct your data or explain the discrepancy. (Error #11221)	Explanation	Yes	
Reason	At UCCS, Junior and Senior students pay a higher tuition rate than Freshmen and Sophomores. The higher rate ends up increasing the overall average tuition as seen in Part C - Undergraduate Student Charges.			
Related Screens	cost of Attendance, Undergrad Tuition			