

IPEDS 2025-26 Data Collection System

IPEDS HELP DESK (877) 225-2568 | ipedshelp@rti.org
OMB NO. 1850-0582 v.33 : Approval Expires 8/31/2027
User ID: P1265806

Student Financial Aid 2025-26

Institution: University of Colorado Colorado Springs (126580)

User ID: P1265806

Overview

IPEDS Student Financial Aid Component Overview

Welcome to the Student Financial Aid (SFA) survey component. The purpose of the SFA component is to collect information about financial aid provided to various groups of undergraduate students and military/veteran educational benefits for all students at your institution.

Data Reporting Reminders:

- Report data to accurately reflect the period(s) corresponding with the IPEDS survey component requested, even if such reporting seems inconsistent with prior-year reporting.
- Undergraduate Student Counts

You will be asked to report information for:

- All undergraduate students
 - Degree/certificate-seeking undergraduate students
 - Full-time, first-time degree/certificate-seeking undergraduate students (FTFT)
 - Non-degree/non-certificate-seeking undergraduate students

- Interactive Edits and Error Messages

The SFA survey component contains interactive edits to check for blank fields, invalid values, or values outside expected ranges. Some error messages require you to confirm or explain the values entered whereas other error messages are fatal and require you to contact the IPEDS Help Desk at (877) 225-2568 for resolution.

- Context Boxes

You will find optional text boxes throughout the SFA survey component. These text boxes allow you to provide more information or context about the data entered. Some context boxes may be made available to the public on College Navigator, so make sure the information you enter can be understood easily by students, parents, and the public.

Changes to reporting:

The following changes were implemented for the 2025-26 data collection period:

- Changed Section 1 of the SFA Survey to collect the same student counts and aid amounts for categories and sub-categories of undergraduate students.
 - What was previously Part B, which included all undergraduates, all degree/certificate-seeking undergraduates, and all non-degree/non-certificate-seeking undergraduates has been split into 3 parts – Part B (All undergraduates), Part C (All degree/certificate-seeking undergraduates), and Part D (All non-degree/non-certificate-seeking undergraduates)
 - Additional aid types have been added for these categories to align with data collected for FTFT non-degree/non-certificate-seeking undergraduates
 - What was previously Part C is now Part E, which includes all First-time, full-time degree/certificate-seeking undergraduates
 - Additional aid types have been added for these categories to align with data collected for the other student categories in Parts B-D
- Clarified instructions that institutions need to include Iraq and Afghanistan Service Grant (IASG) awards in Federal Pell Grant student counts and award amounts reported to IPEDS due to a change mandated under the Fostering Undergraduate Talent by Unlocking Resources (FUTURE) Act.
- Clarified what benefits need to be included in Section 2 of the survey component
 - Institutions should report Department of Veteran Affairs' Post-9/11 GI Bill tuition and fee, books and supplies, and housing benefits disbursed known to the institution in Section 2 of the SFA Survey.
- Clarified that institutions need to report the federal share of Department of Veteran Affairs' Yellow Ribbon benefits disbursed known to the institution in Section 2 of the SFA Survey.
- Revised FAQs and made other minor edits for clarity.

Resources:

- To download the survey materials for this component: [Survey Materials](#)
- To access your prior year data submission for this component: [Reported Data](#)

If you have questions about completing this survey, please contact the IPEDS Help Desk at 1-877-225-2568.

Institution: University of Colorado Colorado Springs (126580)

User ID: P1265806

Section 1 - Student Financial Aid - Undergraduate Students Part A - Establish Your Student Counts

Part A - Establish Your Student Counts

Instructions:

In the fields below, report student counts for the reporting period requested for each student category and financial aid type.

Reporting period loaded based on reporter type: Academic Reporter (AR) OR Program Reporter (PR).

Section 1 is applicable to institutions offering undergraduate programs, as determined by the following items in Institutional Characteristics (IC):

- Q3, award level = 1a, 1b, 2, 3, 4, 5, and 6; or
- Q5, Undergraduate (undergraduate or occupational programs), full-time or part-time = Yes; or
- First-time degree/certificate seeking undergraduate, Full-time or Part-time = Yes.

Reporting Reminders:

- Part A establishes student counts.
- The numbers on this screen are carried forward to other parts of the Student Financial Aid Survey component and checked for consistency with data reported in other survey components.

STUDENT COUNTS		YOUR CURRENT YEAR DATA	YOUR PRIOR YEAR DATA
		Fall 2024	Fall 2023
02	All undergraduate students	9,302	9,398
03	All degree/certificate-seeking undergraduate students Of those on line 02, those who are degree/certificate-seeking	8,697	8,870
04	Of those on line 02, those who are non-degree/non-certificate-seeking (Line 02 – Line 03)	605	528
05	All full-time, first-time degree certificate-seeking undergraduate students Of those on line 03, those who are full-time, first-time	1,538	1,644
06	Of those on line 05, those awarded any: <ul style="list-style-type: none"> • Federal Work Study, • Loans to students, • Grant or scholarship aid from the federal government, state/local government, the institution, or • Other sources known to the institution 	1,298	1,435
07	Of those on line 05, those awarded any: <ul style="list-style-type: none"> • loans to students or • Grant or scholarship aid from the federal government, state/local government, or the institution 	1,291	1,428

Institution: University of Colorado Colorado Springs (126580)

User ID: P1265806

Section 1 - Student Financial Aid - Part B - All undergraduate students

Part B - Enter Student Counts and Financial Aid Award Amounts

Instructions:

In the fields below, report student counts and the total financial aid amount awarded for each student category and financial aid type for the reporting period requested. Enter unduplicated student counts within each aid type (e.g., Federal Pell Grants). However, a student can appear in more than one financial aid program group.

Reporting Reminders:

- Reported values must be consistent with the information from Part A carried forward to this screen.
- Report students awarded Federal Pell Grant enrolled in post-baccalaureate teacher certification or licensure programs, or courses required by a state to obtain certification to teach the state as undergraduate students.
- Report all other students, including students with intellectual disabilities enrolled in a U.S. Department of Education approved comprehensive transition and postsecondary (CTP) program, at the degree/certificate program level assigned by the institution.
- If students are not admitted and enrolled as degree/certificate seeking taking prerequisites (preparatory courses) offered as part of a Title IV eligible program to satisfy entrance requirements for a Title IV eligible program at your institution or another institution, report them as non-degree/non-certificate seeking undergraduates.

For this part, report:


For These Students	The Following Type(s) of Aid	Awarded in This Period
<ul style="list-style-type: none"> • All undergraduate students enrolled in Fall 2024 for the 2024-25 academic year as defined by the institution 	<ul style="list-style-type: none"> • Grant or scholarship aid from: <ul style="list-style-type: none"> ◦ federal government ◦ state/local government ◦ the institution • Loans to students from: <ul style="list-style-type: none"> ◦ the federal government ◦ other sources, including private or other loans • Do not include: <ul style="list-style-type: none"> ◦ PLUS loans or loans made to anyone other than the student 	<ul style="list-style-type: none"> • Any time during academic year 2024-25
Information from Part A		Fall 2024
All undergraduate students (This number is carried forward from Part A, Line 02.)		9,302

In the fields below, report the student counts and the total amount of aid awarded for each aid type and student category.

Aid Type		All undergraduate students from Part A, Line 02				
		CURRENT YEAR DATA				YOUR PRIOR YEAR DATA
		Fall 2024				Fall 2023
		Number of undergraduate students awarded aid	Percentage of undergraduate students awarded aid	Total aid amount awarded to undergraduate students	Average aid amount awarded to undergraduate students	Average aid amount awarded to undergraduate students
		Col. 1	Col. 2	Col. 3	Col. 4	Col. 5
01	Grant or scholarship aid from the federal government, state/local government, the institution, and other sources known to the institution (Do NOT include student loans)	5,499	59	51,238,475	9,318	8,327
01a	Grants or scholarships from the federal government, state/local government, or the institution (Do NOT include student loans)	5,430	58	49,252,364	9,070	
01b	Grant or scholarship aid from other sources known to the institution (Do NOT include student loans)	480	5	1,986,111	4,138	
02	Federal grants and scholarship aid	3,038	33	17,726,438	5,835	
02a	Federal Pell Grants	3,038	33	17,390,256	5,724	5,239
02b	Other federal grants and scholarship aid	154	2	336,182	2,183	
03	State/local government grant or scholarship aid (includes fellowships, waivers, and employee exemptions)	2,234	24	12,632,673	5,655	
04	Institutional grant or scholarship aid (includes fellowships, waivers, and employee exemptions)	4,402	47	18,893,253	4,292	
05	Loans to students	3,088	33	30,012,683	9,719	
05a	Federal loans to students	2,881	31	19,857,727	6,893	6,709
05b	Other loans to students (including private loans)	575	6	10,154,956	17,661	

You may use the box below to provide additional context for the data you have reported above. Context notes will be posted on the College Navigator website. Therefore, you should write all context notes using proper grammar (e.g., complete sentences with punctuation) and common language that can be easily understood by students and parents (e.g., spell out acronyms).

Non-applicable



Institution: University of Colorado Colorado Springs (126580)

User ID: P1265806

Section 1 - Student Financial Aid - Part C - All degree/certificate-seeking undergraduate students

Part C - Enter Student Counts and Financial Aid Award Amounts

Instructions:

In the fields below, report student counts and the total financial aid amount awarded for each student category and financial aid type for the reporting period requested. Enter unduplicated student counts within each aid type (e.g., Federal Pell Grants). However, a student can appear in more than one financial aid program group.

Reporting Reminders:

- Reported values must be consistent with the information from Part A carried forward to this screen.
- Report students awarded Federal Pell Grant enrolled in post-baccalaureate teacher certification or licensure programs, or courses required by a state to obtain certification to teach the state as undergraduate students.
- Report all other students, including students with intellectual disabilities enrolled in a U.S. Department of Education approved comprehensive transition and postsecondary (CTP) program, at the degree/certificate program level assigned by the institution.
- If students are not admitted and enrolled as degree/certificate seeking taking prerequisites (preparatory courses) offered as part of a Title IV eligible program to satisfy entrance requirements for a Title IV eligible program at your institution or another institution, report them as non-degree/non-certificate seeking undergraduates.

For this part, report:


For These Students	The Following Type(s) of Aid	Awarded in This Period
<ul style="list-style-type: none"> All degree/certificate-seeking undergraduate students enrolled in Fall 2024 for the 2024-25 academic year as defined by the institution 	<ul style="list-style-type: none"> Grant or scholarship aid from: <ul style="list-style-type: none"> federal government state/local government the institution Loans to students from: <ul style="list-style-type: none"> the federal government other sources, including private or other loans Do not include: <ul style="list-style-type: none"> PLUS loans or loans made to anyone other than the student 	<ul style="list-style-type: none"> Any time during academic year 2024-25
Information from Part A		Fall 2024
All degree/certificate-seeking undergraduate students (This number is carried forward from Part A, Line 03.)		8,697

In the fields below, report the student counts and the total amount of aid awarded for each aid type and student category.

Aid Type		All degree/certificate-seeking undergraduate students from Part A, Line 03				
		CURRENT YEAR DATA				YOUR PRIOR YEAR DATA
		Fall 2024				Fall 2023
		Number of undergraduate students awarded aid	Percentage of undergraduate students awarded aid	Total aid amount awarded to undergraduate students	Average aid amount awarded to undergraduate students	Average aid amount awarded to undergraduate students
		Col. 1	Col. 2	Col. 3	Col. 4	Col. 5
01	Grant or scholarship aid from the federal government, state/local government, the institution, and other sources known to the institution (Do NOT include student loans)	5,477	63	51,124,219	9,334	8,327
01a	Grants or scholarships from the federal government, state/local government, or the institution (Do NOT include student loans)	5,410	62	49,157,358	9,086	
01b	Grant or scholarship aid from other sources known to the institution (Do NOT include student loans)	473	5	1,966,861	4,158	
02	Federal grants and scholarship aid	3,030	35	17,690,984	5,839	
02a	Federal Pell Grants	3,030	35	17,354,802	5,728	5,241
02b	Other federal grants and scholarship aid	154	2	336,182	2,183	
03	State/local government grant or scholarship aid (includes fellowships, waivers, and employee exemptions)	2,234	26	12,632,673	5,655	
04	Institutional grant or scholarship aid (includes fellowships, waivers, and employee exemptions)	4,386	50	18,833,701	4,294	
05	Loans to students	3,088	36	30,012,683	9,719	
05a	Federal loans to students	2,881	33	19,857,727	6,893	6,709
05b	Other loans to students (including private loans)	575	7	10,154,956	17,661	

You may use the box below to provide additional context for the data you have reported above. Context notes will be posted on the College Navigator website. Therefore, you should write all context notes using proper grammar (e.g., complete sentences with punctuation) and common language that can be easily understood by students and parents (e.g., spell out acronyms).

Non-applicable



Institution: University of Colorado Colorado Springs (126580)

User ID: P1265806

Section 1 - Student Financial Aid - Part D - All non-degree/non-certificate-seeking undergraduate students

Part D - Enter Student Counts and Financial Aid Award Amounts

Instructions:

In the fields below, report student counts and the total financial aid amount awarded for each student category and financial aid type for the reporting period requested. Enter unduplicated student counts within each aid type (e.g., Federal Pell Grants). However, a student can appear in more than one financial aid program group.

Reporting Reminders:

- Reported values must be consistent with the information from Part A carried forward to this screen.
- Report students awarded Federal Pell Grant enrolled in post-baccalaureate teacher certification or licensure programs, or courses required by a state to obtain certification to teach the state as undergraduate students.
- Report all other students, including students with intellectual disabilities enrolled in a U.S. Department of Education approved comprehensive transition and postsecondary (CTP) program, at the degree/certificate program level assigned by the institution.
- If students are not admitted and enrolled as degree/certificate seeking taking prerequisites (preparatory courses) offered as part of a Title IV eligible program to satisfy entrance requirements for a Title IV eligible program at your institution or another institution, report them as non-degree/non-certificate seeking undergraduates.

For this part, report:

For These Students	The Following Type(s) of Aid	Awarded in This Period
<ul style="list-style-type: none"> • All non-degree/non-certificate-seeking undergraduate students enrolled in Fall 2024 for the 2024-25 academic year as defined by the institution 	<ul style="list-style-type: none"> • Grant or scholarship aid from: <ul style="list-style-type: none"> ◦ federal government ◦ state/local government ◦ the institution • Loans to students from: <ul style="list-style-type: none"> ◦ the federal government ◦ other sources, including private or other loans • Do not include: <ul style="list-style-type: none"> ◦ PLUS loans or loans made to anyone other than the student 	<ul style="list-style-type: none"> • Any time during academic year 2024-25
Information from Part A		Fall 2024
All Non-degree/non-certificate-seeking undergraduate students (This number is carried forward from Part A, Line 04.)		605

In the fields below, report the student counts and the total amount of aid awarded for each aid type and student category.

Aid Type		All non-degree/non-certificate-seeking undergraduate students from Part A, Line 04					
		CURRENT YEAR DATA				YOUR PRIOR YEAR DATA	
		Fall 2024					Fall 2023
		Number of undergraduate students awarded aid	Percentage of undergraduate students awarded aid	Total aid amount awarded to undergraduate students	Average aid amount awarded to undergraduate students	Average aid amount awarded to undergraduate students	
		Col. 1	Col. 2	Col. 3	Col. 4	Col. 5	
01	Grant or scholarship aid from the federal government, state/local government, the institution, and other sources known to the institution (Do NOT include student loans)	22	4	114,256	5,193	8,375	
01a	Grants or scholarships from the federal government, state/local government, or the institution (Do NOT include student loans)	20	3	95,006	4,750		
01b	Grant or scholarship aid from other sources known to the institution (Do NOT include student loans)	7	1	19,250	2,750		
02	Federal grants and scholarship aid	8	1	35,454	4,432		
02a	Federal Pell Grants	8	1	35,454	4,432	4,736	
02b	Other federal grants and scholarship aid	0	0	0			
03	State/local government grant or scholarship aid (includes fellowships, waivers, and employee exemptions)	0	0	0			
04	Institutional grant or scholarship aid (includes fellowships, waivers, and employee exemptions)	16	3	59,552	3,722		
05	Loans to students	0	0	0			
05a	Federal loans to students	0	0	0			
05b	Other loans to students (including private loans)	0	0	0			

You may use the box below to provide additional context for the data you have reported above. Context notes will be posted on the College Navigator website. Therefore, you should write all context notes using proper grammar (e.g., complete sentences with punctuation) and common language that can be easily understood by students and parents (e.g., spell out acronyms).

Non-applicable



Institution: University of Colorado Colorado Springs (126580)

User ID: P1265806

Section 1 - Student Financial Aid - Part E - Full-time, First-time Undergraduate Students

Part E - Enter Information about full-time, first-time degree/certificate-seeking undergraduate students.

Instructions:

In the fields below, report student counts and the total financial aid amount awarded for full-time, first-time degree/certificate seeking undergraduates only for each financial aid type. Enter unduplicated student counts within each aid category (e.g., Federal Pell Grants). However, a student can appear in more than one financial aid program group.

Reporting Reminders:


- Reported values must be consistent with the information from Part A carried forward to this screen.
- Report all other students, including students with intellectual disabilities enrolled in a U.S. Department of Education approved comprehensive transition and postsecondary (CTP) program, at the degree/certificate program level assigned by the institution.

For this part, report:

For These Students	The Following Type(s) of Aid	Awarded in This Period
<ul style="list-style-type: none"> Full-time, first-time degree/certificate-seeking undergraduate students enrolled in Fall 2024 for the 2024-25 academic year as defined by the institution 	<ul style="list-style-type: none"> Grant or scholarship aid from: <ul style="list-style-type: none"> federal government state/local government the institution Loans to students from: <ul style="list-style-type: none"> the federal government other sources, including private or other loans Do not include: <ul style="list-style-type: none"> PLUS loans or loans made to anyone other than the student 	<ul style="list-style-type: none"> Any time during academic year 2024-25

Information from Part A	Fall 2024
Full-time, first-time degree/certificate-seeking undergraduate students (This number is carried forward from Part A, Line 05)	1,538
(This number is carried forward from Part A, Line 06) <ul style="list-style-type: none"> Full-time, first-time degree/certificate-seeking undergraduate students awarded: <ul style="list-style-type: none"> Federal Work Study Loans to students Grant or scholarship aid from the federal government, state/local government, or the institution Other sources known to the institution 	1,298
(This number is carried forward from Part A, Line 07) <ul style="list-style-type: none"> Full-time, first-time degree/certificate-seeking undergraduate students awarded: <ul style="list-style-type: none"> Loans to students Grant or scholarship aid from the federal government, state/local government, or the institution 	1,291

Aid Type		Full-time, first-time undergraduate students from Part A, Line 05				
		CURRENT YEAR DATA				YOUR PRIOR YEAR DATA
		2024-25				2023-24
		Number of FTFT students awarded aid	Percentage of FTFT students awarded aid	Total amount of aid awarded to FTFT students	Average amount of aid awarded to FTFT students	Average amount of aid awarded to FTFT students
		Col. 1	Col. 2	Col. 3	Col. 4	Col. 5
01	Grant or scholarship aid from the federal government, state/local government, the institution, and other sources known to the institution (Do NOT include student loans)	1,206	78	11,081,321	9,188	
01a	Grants or scholarships from the federal government, state/local government, or the institution (Do NOT include student loans)	1,192	78	10,488,285	<input checked="" type="checkbox"/> 8,799	7,420
01b	Grant or scholarship aid from other sources known to the institution (Do NOT include student loans)	178	12	593,036	3,332	
02	Federal grants and scholarship aid	562	37	3,422,001	6,089	5,430
02a	Federal Pell Grants	562	37	3,272,801	5,823	5,308
02b	Other federal grants and scholarship aid	53	3	149,200	<input checked="" type="checkbox"/> 2,815	494
03	State/local government grant or scholarship aid (includes fellowships, waivers, and employee exemptions)	466	30	2,573,016	5,521	5,415
04	Institutional grant or scholarship aid (includes fellowships, waivers, and employee exemptions)	1,073	70	4,493,268	4,188	4,004
05	Loans to students	541	35	5,157,661	<input checked="" type="checkbox"/> 9,534	8,807
05a	Federal loans to students	511	33	2,665,524	5,216	4,979
05b	Other loans to students (including private loans)	127	8	2,492,137	<input checked="" type="checkbox"/> 19,623	17,757

 You may use the box below to provide additional context for the data you have reported above. Context notes will be posted on the College Navigator website. Therefore, you should write all context notes using proper grammar (e.g., complete sentences with punctuation) and common language that can be easily understood by students and parents (e.g., spell out acronyms).

Non-applicable 

Section 1 - Comparison Chart

Summary Data by Student Category and Financial Aid Type

Instructions:

- The SFA Comparison Chart provides a summary of the data reported in Section 1 of the survey. Summary data is based on the preloaded data and information reported on the previous screens in this section for all undergraduate students and full-time, first-time degree/certificate-seeking undergraduate students.
 - Values displayed for All undergraduate students, All degree/certificate seeking undergraduate students, and All non-degree/non-certificate seeking undergraduate students should match the values reported in Section 1, Part B;
 - Values displayed for Full-time, First-time degree/certificate seeking undergraduate students should match the values reported in Section 1, Part C; and
 - NCES calculated values for the student count and total amount of aid awarded for All other degree/certificate seeking undergraduate students should be the difference between the values reported for All undergraduate students and Full-time, first-time degree/certificate seeking undergraduate students.
- If values displayed do not match your institution's calculations, please correct the numbers reported before moving forward to complete Section 2 of the SFA Survey.
- Data for all degree/certificate seeking undergraduate students and full-time, first-time degree/certificate undergraduate students are published on College Navigator.

Note:

- Data for the 'all other degree/certificate undergraduate' students and all non-degree/non-certificate undergraduate students will appear in the IPEDS Data Center for data users, but not in College Navigator.

Student Categories		2024-25	Academic Year 2024-25	Academic Year 2024-25
		Number of students	Federal Pell grants	Federal Student Loans
		Col. 1	Col. 2	Col. 3
01	All undergraduates	9,302		
01a	Number of students awarded aid		3,038	2,881
01b	Percentage awarded aid		33	31
01c	Total amount of aid awarded		17,390,256	19,857,727
01d	Average amount of aid awarded		5,724	6,893
02	All degree/certificate seeking undergraduate students	8,697		
02a	Number of students awarded aid		3,030	2,881
02b	Percentage awarded aid		35	33
02c	Total amount of aid awarded		17,354,802	19,857,727
02d	Average amount of aid awarded		5,728	6,893
03	Full-time, first-time degree/certificate seeking undergraduate students	1,538		
03a	Number of students awarded aid		562	511
03b	Percentage awarded aid		37	33
03c	Total amount of aid awarded		3,272,801	2,665,524
03d	Average amount of aid awarded		5,823	5,216
04	All other degree/certificate seeking undergraduate students	7,159		
04a	Number of students awarded aid		2,468	2,370
04b	Percentage awarded aid		34	33
04c	Total amount of aid awarded		14,082,001	17,192,203
04d	Average amount of aid awarded		5,706	7,254
05	All non-degree/non-certificate-seeking undergraduate students	605		
05a	Number of students awarded aid		8	0
05b	Percentage awarded aid		1	0
05c	Total amount of aid awarded		35,454	0
05d	Average amount of aid awarded		4,432	

Institution: University of Colorado Colorado Springs (126580)

User ID: P1265806

Section 2: Military Servicemembers and Veteran's Benefits - Undergraduate and Graduate Students

Section 2: Screening Question

1. Did your institution participate in the U.S. Department of Veterans Affairs Post-9/11 GI Bill or U.S. Department of Defense Military Tuition Assistance benefit programs during the 2024-25 award period? (You are required to complete Section 2 of the SFA Survey if you answer "Yes" to this screening question.)?

- No
- Yes, please check all programs available to students at your institution.
- U.S. Department of Veterans Affairs Post-9/11 GI Bill
 - U.S. Department of Defense Military Tuition Assistance

Institution: University of Colorado Colorado Springs (126580)

User ID: P1265806

Section 2: Military Servicemembers and Veteran's Benefits - Undergraduate and Graduate Students

Section 2: Military Servicemembers and Veteran's Benefits - Undergraduate and Graduate Students

Instructions:

- Report for **Post-9/11 GI Bill Benefits**: July 1, 2024 - June 30, 2025.
- Report for **Department of Defense Tuition Assistance Program**: October 1, 2024 - September 30, 2025
- Information for **ALL programs** offered by the institution.

Reporting Reminders:


- Report student counts and total benefit amounts disbursed known to the institution for the U.S. Department of Veteran's Affairs Post-9/11 GI Bill Program.
- Report student counts and disbursed amounts received and disbursed by the institution for the U.S. Department of Defense Tuition Assistance Program.
- Report unduplicated student counts within a category (e.g., Post-9/11 GI Bill Benefits), however, a student can appear in both categories (i.e., a student can be counted as a Post-9/11 GI Bill Benefits recipient and a Department of Defense Tuition Assistance recipient).
- Student recipients can also include eligible dependents.
- A student may receive benefits at the undergraduate level and the graduate level during award period.
- Consult with your campus certifying official, who may not be in the student financial aid office.
- For Post-9/11 GI Bill Benefits, do not include the institutional or state matching share for aid provided through the Yellow Ribbon Program if your school participated.
- **Do not leave a cell blank.** Enter zero (0) if your institution did not have recipients for the financial assistance program or program level.

U.S. Department of Veterans Affairs Post-9/11 GI-Bill Benefits

Type of benefit/assistance	YOUR CURRENT YEAR DATA			YOUR PRIOR YEAR DATA
	Number of students disbursed benefits/assistance known to the institution	Total dollar amount of benefits/assistance disbursed known to institution	Average dollar amount of benefits/assistance disbursed known to institution	Average dollar amount of benefits/assistance disbursed known to institution
	Col 1	Col 2	Col 3	Col 4
Post-9/11 GI Bill Benefits				
01 Undergraduate students	1,106	11,362,094	10,273	9,678
02 Graduate students	266	2,890,893	10,868	9,425
03 Total	1,372	14,252,987	10,388	9,630

U.S. Department of Defense Tuition Assistance Program

Type of benefit/assistance	YOUR CURRENT YEAR DATA			YOUR PRIOR YEAR DATA
	Number of students who received benefits/ assistance disbursed through the institution	Total dollar amount of benefits/assistance received and disbursed through the institution	Average dollar amount of benefits/assistance received and disbursed through the institution	Average dollar amount of benefits/assistance received and disbursed through the institution
	Col 1	Col 2	Col 3	Col 4
Department of Defense Tuition Assistance Program				
04 Undergraduate students	98	221,070	2,256	2,455
05 Graduate students	24	50,754	<input checked="" type="checkbox"/> 2,115	4,125
06 Total	122	271,824	2,228	2,875

 You may use the box below to provide additional context for the data you have reported above. Context notes will be posted on the College Navigator website. Therefore, you should write all context notes using proper grammar (e.g., complete sentences with punctuation) and common language easily understood by students and parents (e.g., spell out acronyms).

Institution: University of Colorado Colorado Springs (126580)

User ID: P1265806

Prepared by

Prepared by

Reporting Reminders:

- The name of the preparer is being collected so that we can follow up with the appropriate person in the event that there are questions concerning the data.
- The Keyholder will be copied on all email correspondence to other preparers.
- The time it took to prepare this component is being collected so that we can continue to improve our estimate of the reporting burden associated with IPEDS.
- Please include in your estimate the time it took for you to review instructions, query and search data sources, complete and review the component, and submit the data through the Data Collection System.
- Thank you for your assistance.

This survey component was prepared by:

<input checked="" type="radio"/>	Keyholder	<input type="radio"/>	SFA Contact	<input type="radio"/>	HR Contact
<input type="radio"/>	Finance Contact	<input type="radio"/>	Other		
Name:		<input type="text" value="Jenny Russell"/>			
Email:		<input type="text" value="jrussel7@uccs.edu"/>			

How many staff from your institution only were involved in the data collection and reporting process of this survey component?

Number of Staff (including yourself)

How many hours did you and others from your institution only spend on each of the steps below when responding to this survey component?
Exclude the hours spent collecting data for state and other reporting purposes.

Staff member	Collecting Data Needed	Revising Data to Match IPEDS Requirements	Entering Data	Revising and Locking Data
Your office	<input type="text" value="2.00"/> hours	<input type="text" value="2.00"/> hours	<input type="text" value="1.00"/> hours	<input type="text" value="2.00"/> hours
Other offices	<input type="text"/> hours	<input type="text"/> hours	<input type="text"/> hours	<input type="text"/> hours

Institution: University of Colorado Colorado Springs (126580)

User ID: P1265806

Summary

Student Financial Aid Component Summary

The purpose of this summary is to provide you an opportunity to view some of the data that, when accepted through the IPEDS quality control process, will appear on the [College Navigator](#) website and/or your institution's Data Feedback Report (DFR). In addition, all data reported in IPEDS survey components become publicly available through the [IPEDS Use the Data](#) and appear as aggregated statistics in various Department of Education reports. [College Navigator](#) is updated approximately three months after the data collection period closes and DFRs will be available through the [IPEDS Use the Data](#).

Please review your data for accuracy. If you have questions about the data displayed below or after reviewing the data reported on the survey screens, please contact the IPEDS Help Desk at: 1-877-225-2568 or ipedshelp@rti.org.

GENERAL INFORMATION	
Reporter Type	Academic
Calendar System	Semester Postsecondary awards, certificates, or diplomas of 300-899 clock hours...
Award Levels Offered	Postsecondary awards, certificates, or diplomas of at least 900 clock hours but less than 1,800 clock hours... Bachelor's degree Postbaccalaureate certificate Master's degree Post-master's certificate Doctor's degree - research/scholarship Doctor's degree - professional practice Full-time Undergraduate
Levels of Enrollment Offered	Full-time First-time, degree/certificate-seeking Undergraduate Full-time Graduate (not including doctor's professional) Part-time Undergraduate Part-time First-time, degree/certificate-seeking Undergraduate Part-time Graduate (not including doctor's professional) Doctor's degree - professional practice programs
System	University of Colorado

Financial Aid Information Summary				
		2024-25	Academic Year 2024-25	Academic Year 2024-25
		Number of students	Federal Pell grants	Federal Student Loans
01	All undergraduates	9,302		
01a	Number of students awarded aid		3,038	2,881
01b	Percentage awarded aid		33	31
01c	Total amount of aid awarded		17,390,256	19,857,727
01d	Average amount of aid awarded		5,724	6,893
02	All degree/certificate seeking undergraduate students	8,697		
02a	Number of students awarded aid		3,030	2,881
02b	Percentage awarded aid		35	33
02c	Total amount of aid awarded		17,354,802	19,857,727
02d	Average amount of aid awarded		5,728	6,893
03	Full-time, first-time degree/certificate seeking undergraduate students	1,538		
03a	Number of students awarded aid		562	511
03b	Percentage awarded aid		37	33
03c	Total amount of aid awarded		3,272,801	2,665,524
03d	Average amount of aid awarded		5,823	5,216
04	All other degree/certificate seeking undergraduate students	7,159		
04a	Number of students awarded aid		2,468	2,370
04b	Percentage awarded aid		34	33
04c	Total amount of aid awarded		14,082,001	17,192,203
04d	Average amount of aid awarded		5,706	7,254
05	All non-degree/non-certificate-seeking undergraduate students	605		
05a	Number of students awarded aid		8	0
05b	Percentage awarded aid		1	0
05c	Total amount of aid awarded		35,454	0
05d	Average amount of aid awarded		4,432	

Military Service Members and Veteran's Benefits		
Type of benefit/assistance	Number of students receiving benefits/assistance	Total dollar amount of benefits/assistance disbursed through the institution
Post-9/11 GI Bill Benefits		

	Undergraduate students	1,106	11,362,094
	Graduate students	266	2,890,893
	Total	1,372	14,252,987
<u>Department of Defense Tuition Assistance Program</u>			
	Undergraduate students	98	221,070
	Graduate students	24	50,754
	Total	122	271,824

Edit Report

Student Financial Aid

Source	Description	Severity	Resolved	Options
Screen: Section 1 - Student Financial Aid - Part E - Full-time, First-time Undergraduate Students				
Screen Entry	The average amount of this type of aid awarded to FTFT Undergraduate students is outside the expected range of between 0 and 1,176 when compared with the prior year value. Please check the number of students and the total amount of aid awarded to these students, and correct or explain the discrepant values. (Error #7147)	Explanation	Yes	
Reason	The increase in Other Federal Grants and Scholarships awarded in 2024–25 reflects both federal policy changes and a prior-year reporting anomaly. The 2024–25 aid year is the first year of the FAFSA Simplification Act, which replaced EFC with the Student Aid Index (SAI) and expanded eligibility for federal need-based aid. These changes increased both the number of students qualifying for federal non-Pell grant programs and the amounts awarded to eligible students. In addition, a system-wide reclassification of aid types in 2023–24 temporarily altered how certain federal awards were categorized in our student information system. This made the prior-year IPEDS values for this category atypical relative to both earlier years and the current reporting year. This category represents a small share of our FTFT undergraduate population (approximately 3%), making the average particularly sensitive to year-to-year changes. The reported data for the 2024–25 aid year has been reviewed and confirmed to be accurate.			
Screen Entry	The average amount of this type of aid awarded to FTFT Undergraduate students is outside the expected range of between 6,738 and 8,102 when compared with the prior year value. Please check the number of students and the total amount of aid awarded to these students, and correct or explain the discrepant values. (Error #7147)	Explanation	Yes	
Reason	The increase in grant and scholarship aid in 2024–25 reflects changes in federal aid calculations resulting from the implementation of the FAFSA Simplification Act. The 2024–25 aid year is the first year for these changes (which include SAI replacing EFC) and these changes expanded Pell eligibility and increased calculated financial need for many students. As a result, both the number of students receiving aid and the average amount awarded per student increased relative to the prior year. The reported values have been reviewed and validated and accurately reflect student awards for 2024–25.			
Screen Entry	The average amount of this type of aid awarded to FTFT Undergraduate students is outside the expected range of between 17,075 and 18,439 when compared with the prior year value. Please check the number of students and the total amount of aid awarded to these students, and correct or explain the discrepant values. (Error #7147)	Explanation	Yes	
Reason	The increase in average Other Loans to Students for FTFT undergraduates in 2024–25 reflects changes in student borrowing patterns. This category represents a relatively small share of our FTFT undergraduate population (approximately 8%), making the average particularly sensitive to year-to-year changes in loan usage and borrowing levels. In 2024–25, a subset of students relied more heavily on private loans to meet the remaining cost of attendance after other forms of aid were applied, increasing the average loan amount per borrower. The reported values for 2024–25 have been reviewed and validated and accurately reflect student borrowing for the year.			
Screen Entry	The average amount of this type of aid awarded to FTFT Undergraduate students is outside the expected range of between 8,125 and 9,489 when compared with the prior year value. Please check the number of students and the total amount of aid awarded to these students, and correct or explain the discrepant values. (Error #7147)	Explanation	Yes	
Reason	The increase in average Loans to Students for FTFT Undergraduate students is attributed mostly to the increase in private loan amounts and falls just outside the expected range. The reported values for 2024–25 have been reviewed and validated and accurately reflect student borrowing for the year.			
Screen: Section 2: Military Servicemembers and Veteran's Benefits - Undergraduate and Graduate Students				
Screen Entry	This value is out of range compared to the prior year amount. Please correct your data or explain. (Error #7265)	Explanation	Yes	
Reason	The year-over-year decrease reflects improved identification of DoD Tuition Assistance in university systems. The institution, in collaboration with its Student Financial Services office, refined its methodology to more accurately align these payments with IPEDS reporting guidance.			